

Digital Tach/Hourmeter w/Adjustable Overspeed Trip Point SHD30 and SHD30-45 Models

The SHD30 and SHD30-45 are microprocessor-based tachometers with hourmeter and an overspeed trip point. The trip point can be connected as either a form C relay output or as a normally open SCR output for alarm or shutdown on overspeed.

The SHD30 features a panel-mounting design, plastic enclosure that is 5-1/16 (129 mm) long and 4-1/4 in. (108 mm) high.

The SHD30-45 has the same enclosure, but it also has a backplate with studs to mount like an OPLFC.

The SHD30 models power and RPM data are supplied by either a magnetic pickup or a capacitor discharge (CD) ignition. The hourmeter is adjustable to a preset time and resettable to zero. Should power be lost, on-board batteries maintain the run hours display and allow for resetting the overspeed relay output.

When a tach signal is present the SHD30 models display RPM. When a tach signal is not present, the display is blank unless the Read Hours membrane key on the faceplate is pressed and held.

The five-digit, liquid crystal display is updated every second. The run hours, overspeed set point and current pulses per engine revolution can be displayed by manipulating the membrane switches. Run hours can be displayed even after power is lost. The run hours display can be configured to alternate with the RPM display.

Ease of Calibration

The SHD30 models calibration is accomplished by entering the number of pulses per engine revolution using the Pulses per Revolution and Overspeed Set point membrane keys on the faceplate. The number of pulses is determined by the number of cylinders, cycles and ignition features. It is also determined by the number of ring gear teeth of the engine's flywheel on a magnetic pickup system.

Presetting and resetting running hours is done from the back and front of the SHD30 models.

Applications

- Gas Compressors
- Oil Field Equipment
- Industrial Engines
- Generators



* When installed per Murphy drawing 20-08-0258

Specifications

Power input:

CD ignition:

- 90 to 350 VDC
- 150 μ A typical @ 90 VDC
- 300 μ A @ 350 VDC

Magnetic Pickup:

- 5 to 120 Vrms
- 325 μ A typical @ 5 Vrms, 100 Hz
- 450 μ A typical @ 5 Vrms, 1 kHz
- 1 mA typical @ 5 Vrms, 5 kHz
- 2 mA typical @ 5 Vrms, 10 kHz
- 15 mW max. @ 5 Vrms, 10 kHz
- 2.8 W max. @ 120 Vrms, 10 kHz

Backup Batteries: 2 replaceable, long-life Lithium batteries, Panasonic CR2032 or equivalent, 3 V, 220 mAh power. Shelf life expectancy 10 years

Operating Temperature: -4° to 158°F (-20° to 70°C)

Storage Temperature: -40° to 300°F (-40° to 150°C)

Case Material: Plastic

Ignition Frequency Range: 3 to 666 Hz

Magnetic Pickup Frequency Range: 1 to 10 kHz

Overspeed Output:

Connected to S.C.R. (Silicon Controlled Rectifier) terminals:

0.5 A, 350 VDC continuous

Connected to Form C Relay terminals:

Relay Contact, 0.5 A, 30 VDC, 125 VAC resistive

Tachometer Accuracy: \pm 0.5% of the display reading or \pm 1 RPM whichever is greater

Hourmeter Range: 0 to 65535 hrs

Hourmeter Accuracy: \pm 15 minutes per year

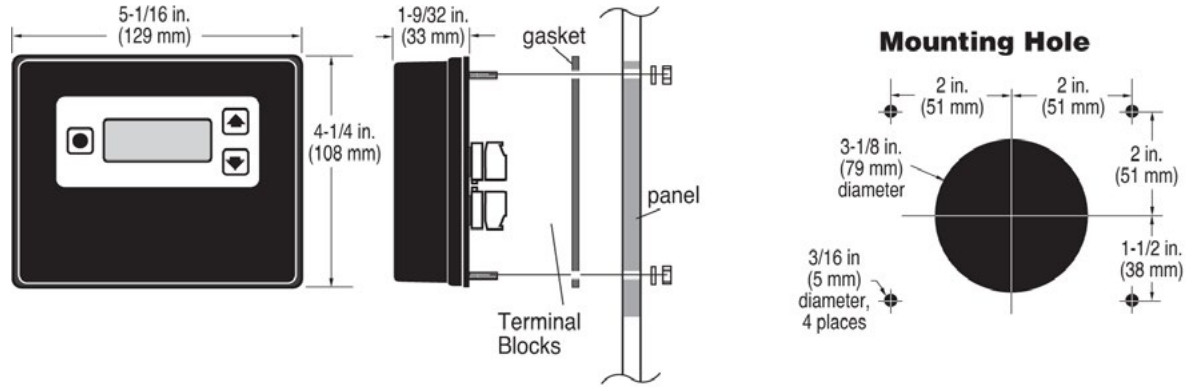
Laboratory Approvals: CSA (Canadian Standards Association) approved for Class I, Division 2, Groups C & D hazardous areas

Shipping Weight: 1 lb (0.5 kg)

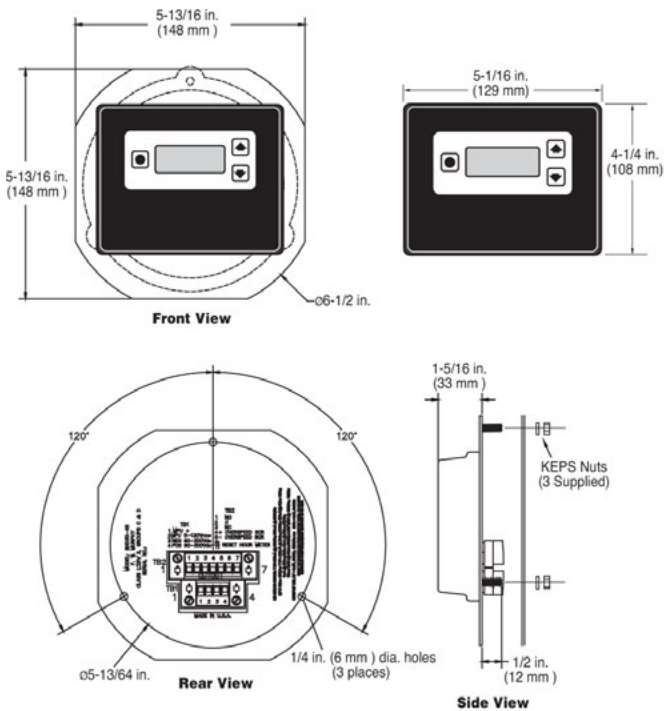
Shipping Dimensions: 9-1/4 x 8-1/4 x 5-1/4 in. (235 x 210 x 133 mm)

Dimensions

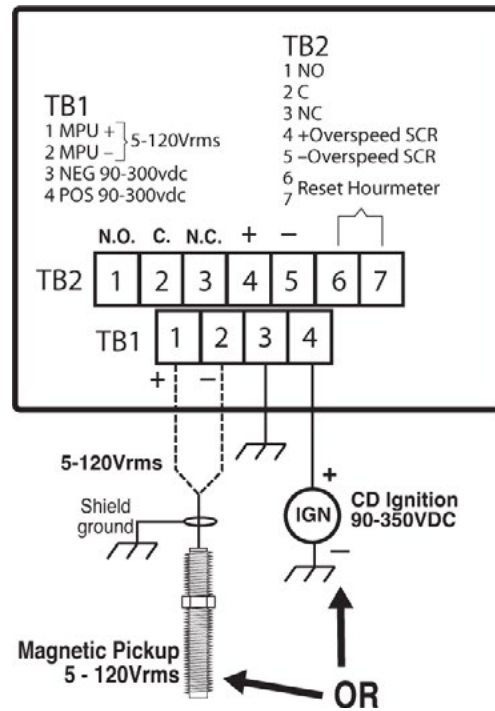
SHD30



SHD30-45



Typical Wiring Diagram



WARNING: In hazardous areas the overspeed relay contact is certified for use **ONLY** with Murphy non-incendive or intrinsically safe products. In non-hazardous areas overspeed relay contact may be used to switch electromechanical Tattletale® or Magnetic Switches that do not exceed the relay contact rating: 1 A, 30 VDC; 0.3 A, 110 VDC; 0.5 A, 125 VAC. However, the preferred output to switch electromechanical Tattletale® or Magnetic Switches is the N.O. SCR.

How to Order

Part Number	Model and Description	Notes
Specify Model Number	SHD30 Tach/Hourmeter with Overspeed	
	SHD30-45 Tach/Hourmeter with Overspeed to mount like SHD45 or OPLFC	
00009389	Panasonic CR2032 or equivalent backup battery (2 required)	